

MECHANIQ SQUARE EFFICIENCY DOUBLE
RECESSED

A35115-

base number

Color
Temperature

Finishes
(Diamond)

Finishes
(Triangle)

Finishes
(Circle)

1. To build a product code in our configurator select the specify button on the base model # product page
2. To build a manual product code on this datasheet choose from the options listed below in blue font and add the suffix to the base model #

GENERAL

Series: Mechaniq Square Efficiency

Subseries: Mechaniq Square Efficiency Double

Brand: Prolicht

Division: Architectural

Mounting Type: Recessed

Mounting Location: Ceiling

Subcategory: Downlight

PHYSICAL

Shape: Rectangle

Diameter (mm): 99

Diameter (in): 3 7⁄8

Length (mm): 253

Length (in): 9 15⁄16

Width (mm): 134

Width (in): 5 1⁄4

Height (mm): 132

Height (in): 5 3⁄16

Ceiling Thickness (mm): 10 / 12.5 / 15

Ceiling Thickness (in): 3⁄8 or 1⁄2 or 9⁄16

Min. Recessing Depth (mm): 200

Min. Recessing Depth (in): 7 7⁄8

Light Distribution: Adjustable / Downlight

Weight (kg): 1.697

Weight (lbs): 3.74

Installation Requirement: Requires 2 Housings - See Components

Fixture Finish: SSR / BKV / CWI / CRY / HAB / UFT / ITA / RUA / FTG / MYG / LOD / PUS / FRO / FUP / KIA / POP / BLS / SPG / MEY / GOH / GUM / CHC / COM / ABZ / JAG / OBR / MOS / ROR

Fixture Material: Aluminum Die Cast

Cut-out Measurements: 242mm / 9 1⁄2" x 125mm / 4 15⁄16"

ELECTRICAL

Lamp Type: LED (Zhaga Standard)

Input Wattage (W): 26.4 / 33

Total Output Wattage (W): 24.2 / 29.5

Dimming: Tri-Mode (Non-Dimming and Phase Dimming (120Vac only) and 0-10V Dimming)

Driver Included: Yes

Driver Location: Recessed Housing

Driver Type: Constant Current - Universal

Housing: See components

Input Voltage (V): 120 - 277

Constant Current (MA): 350

LED

Number of LEDs: 2

Color Temperature (°K): 2700 / 3000 / 3500 / 4000

Max. Delivered Lumen (lm): 1670 / 1860 / 2010 / 2050

CRI: >90 CRI

Lamp Life (hrs): 50000

OPTICAL

Reflector°: 8

Adjustability: Rotational 355°; Tilt 45°

RATINGS AND CERTIFICATIONS

Zaneen Group Inc. © 2024. T 1800-388-3382, F 416-247-9319, www.zaneen.com
Certified By: Certified for North American Standards
Available for international specifications by adding "INT" at the end of the existing Model #. For assistance on 'custom' specifications, contact zteam@zaneen.com.
If a consent effort to supply the best product, we reserve the right to change specifications or materials without notice. The most recent specification sheets are found at zaneen.com

IP Rating: IP20

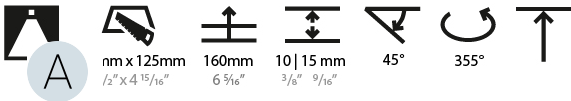
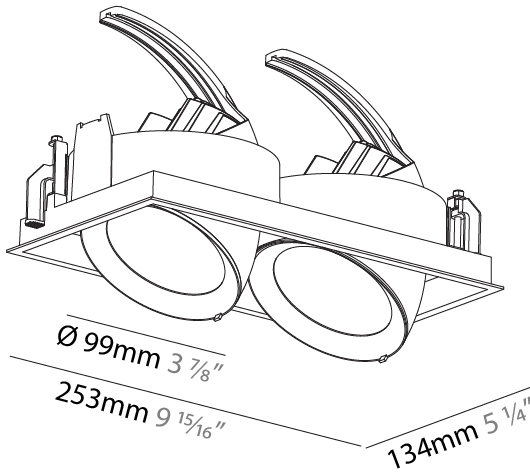
PROJECT

TYPE

SPECIFIER

QUANTITY

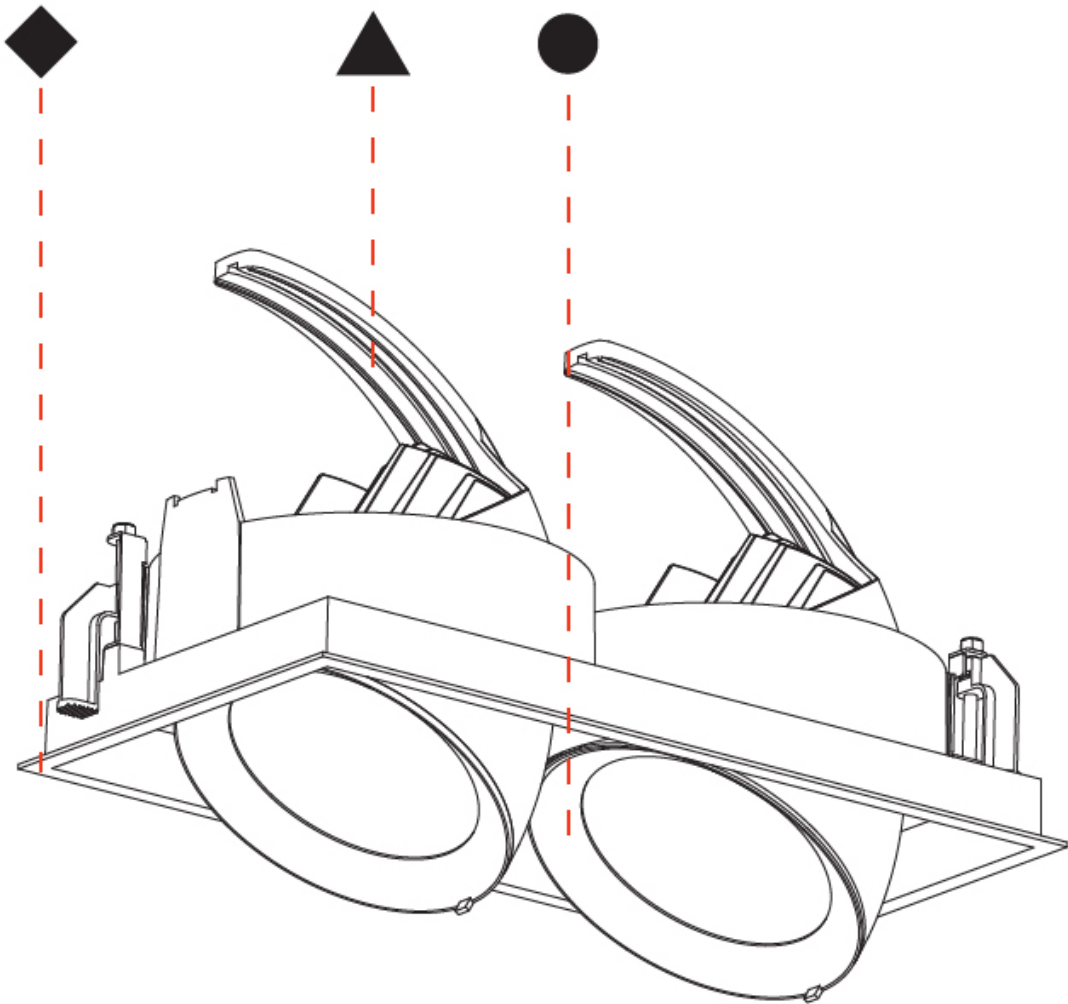
DATE



MECHANIQ SQUARE EFFICIENCY DOUBLE
RECESSED

A35115-

PROJECT	
TYPE	
SPECIFIER	
QUANTITY	
DATE	



A

MECHANIQ SQUARE EFFICIENCY DOUBLE
RECESSED

A35118-

base number

Color
Temperature

Finishes
(Diamond)

Finishes
(Triangle)

Finishes
(Circle)

Reflector
Options

1. To build a product code in our configurator select the specify button on the base model # product page
2. To build a manual product code on this datasheet choose from the options listed below in blue font and add the suffix to the base model #

GENERAL

Series: Mechaniq Square Efficiency

Subseries: Mechaniq Square Efficiency Double

Brand: Prolicht

Division: Architectural

Mounting Type: Recessed

Mounting Location: Ceiling

Subcategory: Downlight

PHYSICAL

Shape: Rectangle

Diameter (mm): 99

Diameter (in): 3 7⁄8

Length (mm): 253

Length (in): 9 15⁄16

Width (mm): 134

Width (in): 5 1⁄4

Height (mm): 132

Height (in): 5 3⁄16

Ceiling Thickness (mm): 10 / 12.5 / 15

Ceiling Thickness (in): 3⁄8 or 1⁄2 or 9⁄16

Min. Recessing Depth (mm): 160

Min. Recessing Depth (in): 6 5⁄16

Light Distribution: Adjustable / Downlight

Weight (kg): 1.607

Weight (lbs): 3.54

Installation Requirement: Requires 2 Housings - See Components

Fixture Finish: SSR / BKV / CWI / CRY / HAB / UFT / ITA / RUA / FTG / MYG / LOD / PUS / FRO / FUP / KIA / POP / BLS / SPG / MEY / GOH / GUM / CHC / COM / ABZ / JAG / OBR / MOS / ROR

Fixture Material: Aluminum Die Cast

Cut-out Measurements: 242mm / 9 1⁄2" x 125mm / 4 15⁄16"

ELECTRICAL

Lamp Type: LED (Zhaga Standard)

Input Wattage (W): 37.4

Total Output Wattage (W): 33

Dimming: Tri-Mode (Non-Dimming and Phase Dimming (120Vac only) and 0-10V Dimming)

Driver Included: No

Driver Location: Recessed Housing

Driver Type: Constant Current - Universal

Housing: See components

Input Voltage (V): 120 - 277

Constant Current (mA): 500

LED

Number of LEDs: 2

Color Temperature (°K): 2700 / 3000 / 3500 / 4000

Max. Delivered Lumen (lm): 3260 / 3340 / 3518 / 3590

CRI: >90 CRI

Lamp Life (hrs): 50000

OPTICAL

Reflector°: 18 / 26 / 40

Adjustability: Rotational 355°; Tilt 45°

RATINGS AND CERTIFICATIONS

Zaneen Group Inc. © 2024. T 1800-388-3382, F 416-247-9319, www.zaneen.com

Certified By: Certified for North American Standards

Available for international specifications by adding "INT" at the end of the existing Model #. For assistance on 'custom' specifications, contact zteam@zaneen.com.

IP Rating: IP20

In a constant effort to supply the best product, we reserve the right to change specifications or materials without notice. The most recent specification sheets are found at zaneen.com

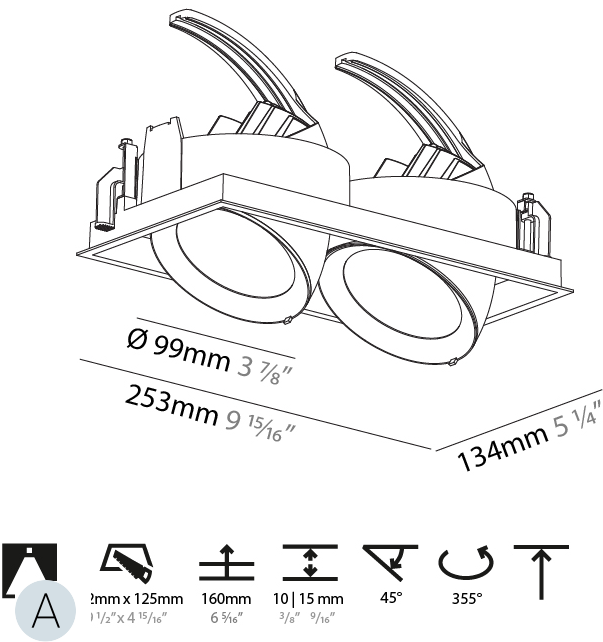
PROJECT

TYPE

SPECIFIER

QUANTITY

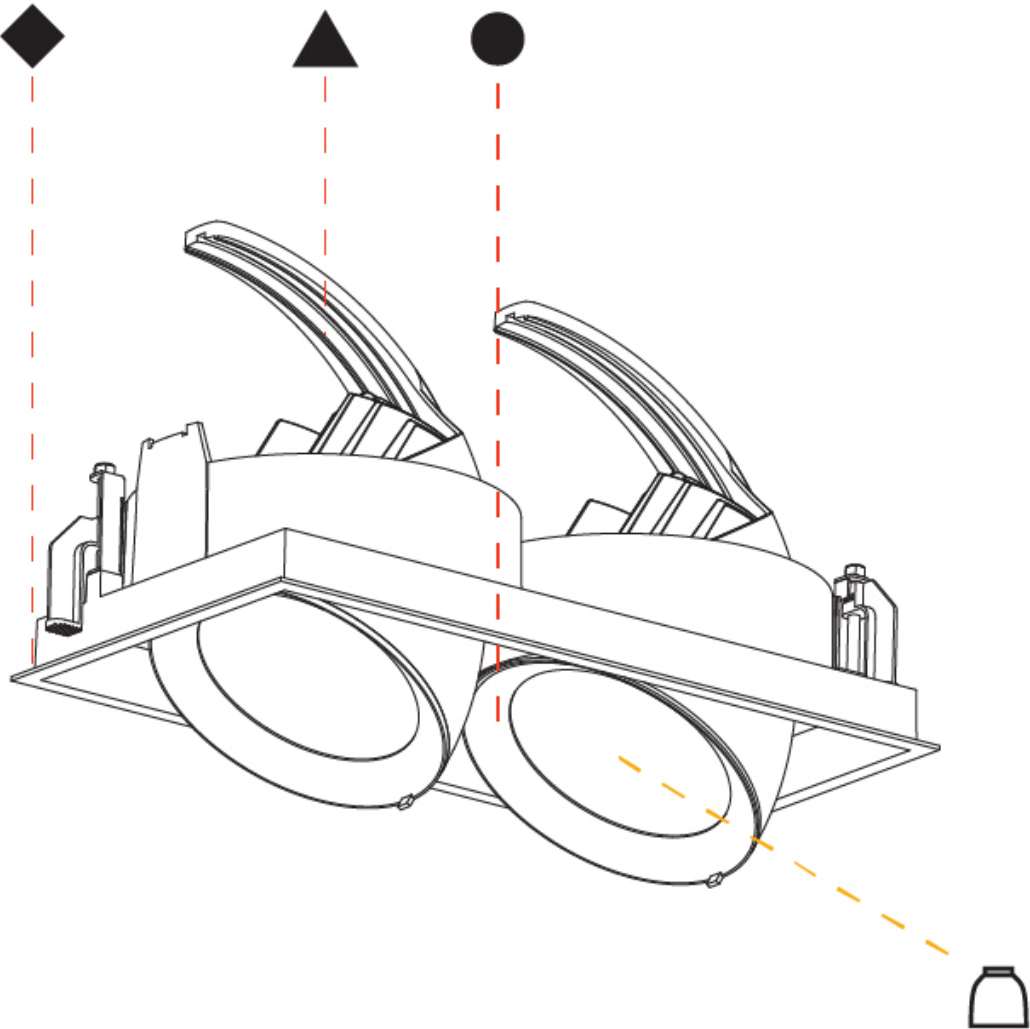
DATE



MECHANIQ SQUARE EFFICIENCY DOUBLE
RECESSED

A35118-

PROJECT	
TYPE	
SPECIFIER	
QUANTITY	
DATE	



A

MECHANIQ SQUARE EFFICIENCY DOUBLE
RECESSED

A35121-

base number

Color
Temperature

Finishes
(Diamond)

Finishes
(Triangle)

Finishes
(Circle)

1. To build a product code in our configurator select the specify button on the base model # product page
2. To build a manual product code on this datasheet choose from the options listed below in blue font and add the suffix to the base model #

GENERAL

Series: Mechaniq Square Efficiency

Subseries: Mechaniq Square Efficiency Double

Brand: Prolicht

Division: Architectural

Mounting Type: Recessed

Mounting Location: Ceiling

Subcategory: Downlight

PHYSICAL

Shape: Rectangle

Diameter (mm): 144

Diameter (in): 5 11⁄16

Length (mm): 353

Length (in): 13 7⁄8

Width (mm): 186

Width (in): 7 5⁄16

Height (mm): 185

Height (in): 7 3⁄16

Ceiling Thickness (mm): 10 / 12.5 / 15

Ceiling Thickness (in): 3⁄8 or 1⁄2 or 9⁄16

Min. Recessing Depth (mm): 260

Min. Recessing Depth (in): 10 1⁄4

Light Distribution: Adjustable / Downlight

Weight (kg): 2.609

Weight (lbs): 5.75

Installation Requirement: Requires 2 Housings - See Components

Fixture Finish: SSR / BKV / CWI / CRY / HAB / UFT / ITA / RUA / FTG / MYG / LOD / PUS / FRO / FUP / KIA / POP / BLS / SPG / MEY / GOH / GUM / CHC / COM / ABZ / JAG / OBR / MOS / ROR

Fixture Material: Aluminum Die Cast

Cut-out Measurements: 342mm / 13 7⁄16" x 175mm / 6 7⁄8"

ELECTRICAL

Lamp Type: LED (Zhaga Standard)

Total Output Wattage (W): 42

Dimming: Tri-Mode (Non-Dimming and Phase Dimming (120Vac only) and 0-10V Dimming)

Driver Included: Yes

Driver Location: Recessed Housing

Driver Type: Constant Current - Universal

Housing: See components

Input Voltage (V): 120 - 277

Constant Current (mA): 700

LED

Number of LEDs: 2

Color Temperature (°K): 2700 / 3000 / 3500 / 4000

Max. Delivered Lumen (lm): 2870 / 2980 / 3136 / 3200

CRI: >90 CRI

Lamp Life (hrs): 50000

OPTICAL

Reflectorº: 8

Adjustability: Rotational 355º; Tilt 45º

RATINGS AND CERTIFICATIONS

Certified By: Certified for North American Standards
Zaneen Group Inc. © 2024, T 1800-388-3382, F 416-247-9319, www.zaneen.com
IP Rating: IP20
Available for international specifications by adding "INT" at the end of the existing Model #. For assistance on 'custom' specifications, contact zteam@zaneen.com.
In a constant effort to supply the best product, we reserve the right to change specifications or materials without notice. The most recent specification sheets are found at zaneen.com

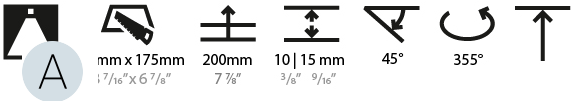
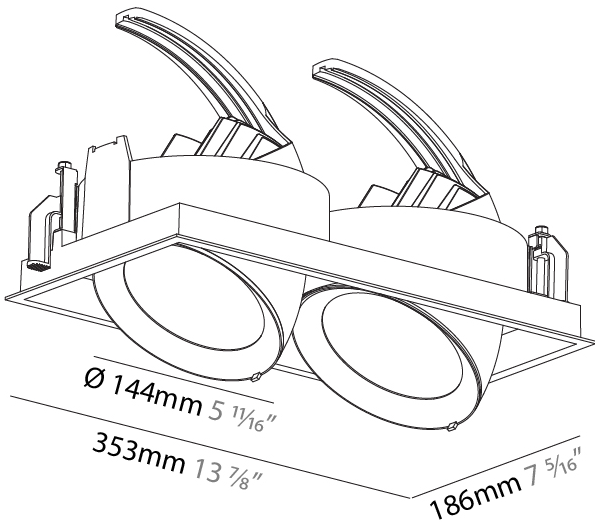
PROJECT

TYPE

SPECIFIER

QUANTITY

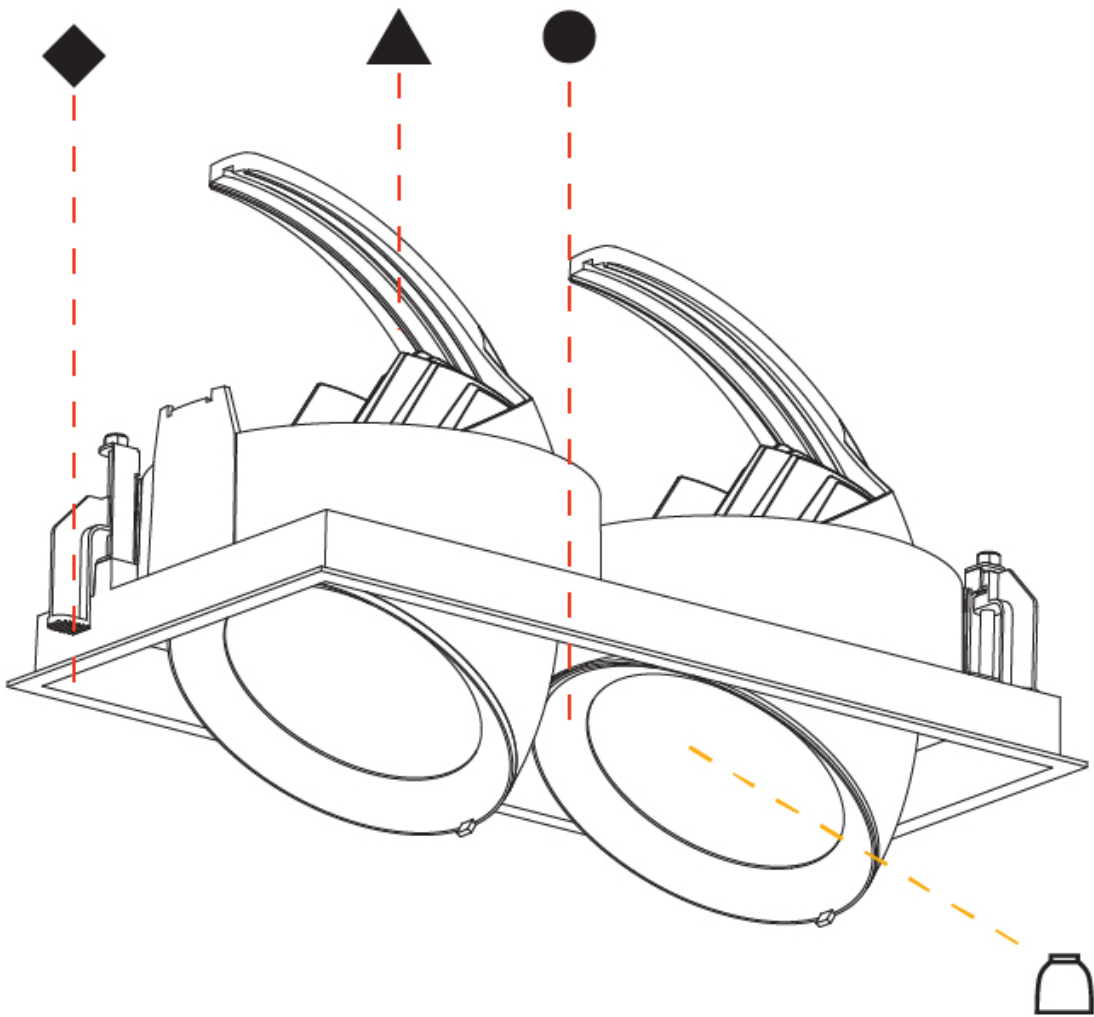
DATE



MECHANIQ SQUARE EFFICIENCY DOUBLE
RECESSED

A35121-

PROJECT	
TYPE	
SPECIFIER	
QUANTITY	
DATE	



MECHANIQ SQUARE EFFICIENCY DOUBLE
RECESSED

A35124-

base number

Color
Temperature

Finishes
(Diamond)

Finishes
(Triangle)

Finishes
(Circle)

Reflector
Options

1. To build a product code in our configurator select the specify button on the base model # product page
2. To build a manual product code on this datasheet choose from the options listed below in blue font and add the suffix to the base model #

GENERAL

Series: Mechaniq Square Efficiency

Subseries: Mechaniq Square Efficiency Double

Brand: Prolight

Division: Architectural

Mounting Type: Recessed

Mounting Location: Ceiling

Subcategory: Downlight

PHYSICAL

Shape: Rectangle

Diameter (mm): 144

Diameter (in): 5 11/16

Length (mm): 353

Length (in): 13 7/8

Width (mm): 186

Width (in): 7 5/16

Height (mm): 185

Height (in): 7 3/16

Ceiling Thickness (mm): 10 / 12.5 / 15

Ceiling Thickness (in): 3/8 or 1/2 or 9/16

Min. Recessing Depth (mm): 260

Min. Recessing Depth (in): 10 3/4

Light Distribution: Adjustable / Downlight

Weight (kg): 2.626

Weight (lbs): 5.79

Installation Requirement: Requires 2 Housings - See Components

Fixture Finish: SSR / BKV / CWI / CRY / HAB / UFT / ITA / RUA / FTG / MYG / LOD / PUS / FRO / FUP / KIA / POP / BLS / SPG / MEY / GOH / GUM / CHC / COM / ABZ / JAG / OBR / MOS / ROR

Fixture Material: Aluminum Die Cast

Cut-out Measurements: 342mm / 13 7/16" x 175mm / 6 7/8"

ELECTRICAL

Lamp Type: LED (Zhaga Standard)

Total Output Wattage (W): 52

Dimming: Tri-Mode (Non-Dimming and Phase Dimming (120Vac only) and 0-10V Dimming)

Driver Included: Yes

Driver Location: Recessed Housing

Driver Type: Constant Current - Universal

Housing: See components

Input Voltage (V): 120 - 277

Constant Current (mA): 700

LED

Number of LEDs: 2

Color Temperature (°K): 2700 / 3000 / 3500 / 4000

Max. Delivered Lumen (lm): 5590 / 5730 / 6027 / 6150

CRI: >90 CRI

Lamp Life (hrs): 50000

OPTICAL

Reflector°: 12 / 24 / 40

Adjustability: Rotational 355°; Tilt 45°

RATINGS AND CERTIFICATIONS

Certified By: Certified for North American Standards

Zaneen Group Inc. © 2024, T 1800-388-3382, F 416-247-9319, www.zaneen.com

IP Rating: IP20

Available for international specifications by adding "INT" at the end of the existing Model #. For assistance on 'custom' specifications, contact zteam@zaneen.com.

In a constant effort to supply the best product, we reserve the right to change specifications or materials without notice. The most recent specification sheets are found at zaneen.com

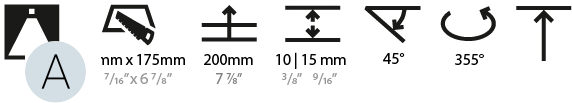
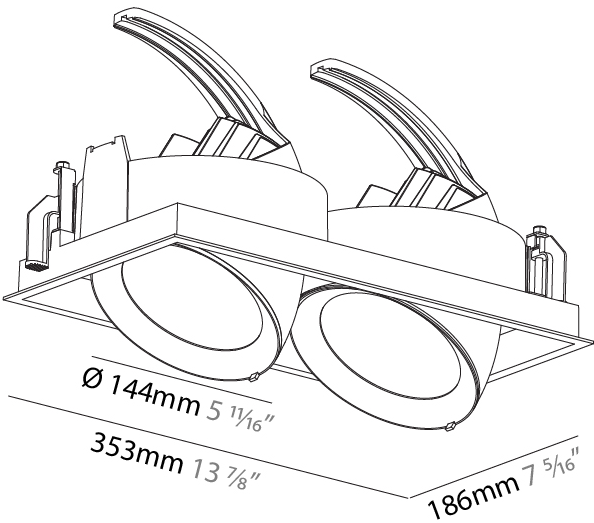
PROJECT

TYPE

SPECIFIER

QUANTITY

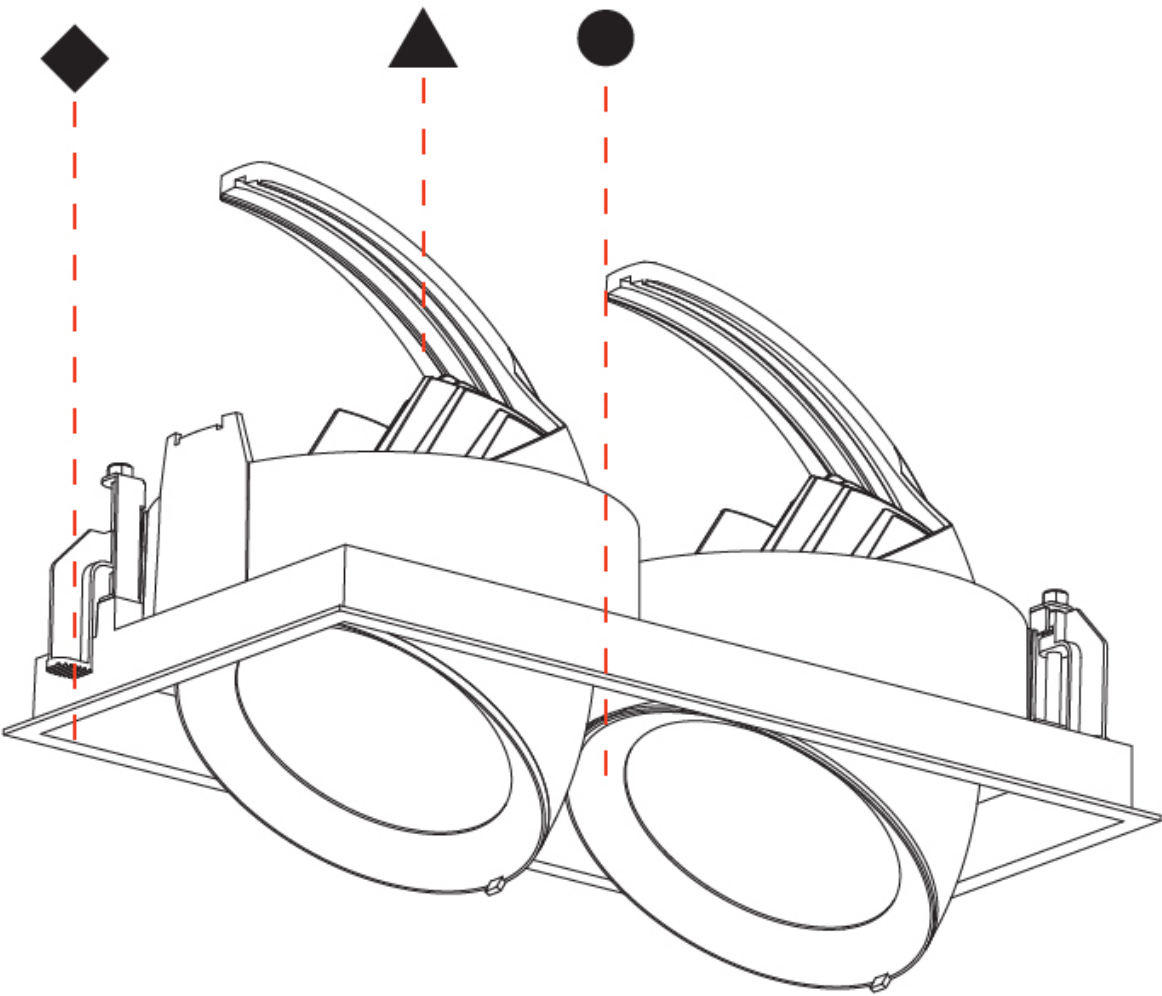
DATE



MECHANIQ SQUARE EFFICIENCY DOUBLE
RECESSED

A35124-

PROJECT	
TYPE	
SPECIFIER	
QUANTITY	
DATE	



MECHANIQ SQUARE EFFICIENCY
COLOR FINISH CHART

PROJECT

TYPE

SPECIFIER

QUANTITY

DATE

Fixture Finish

Sparkling Silver - 01 (SSR) 	Black Velvet - 02 (BKV) 	Crystal White - 03 (CWI) 	Creamy - 04 (CRY) 	Hampton Bay - 05 (HAB) 	Urban Forest - 07 (UFT) 
In the Army - 08 (ITA) 	Rusty Angel - 09 (RUA) 	Fade to Gray - 12 (FTG) 	Mysterious Gray - 13 (MYG) 	Lost Dream - 15 (LOD) 	Purple Sky - 16 (PUS) 
Fresh Oh - 17 (FRO) 	Funky P. - 18 (FUP) 	Kissing Aphrodite - 19 (KIA) 	Poseidon's Paradise - 20 (POP) 	Blue Sky - 21 (BLS) 	Spring Green - 22 (SPG) 
Mellow Yellow - 23 (MEY) 	Golden Heart - 24 (GOH) 	Gun Metal - 25 (GUM) 	Champagne Cream - 26 (CHC) 	Copper Mine - 27 (COM) 	Ancient Bronze - 28 (ABZ) 
Jazz Gold - 29 (JAG) 	Olive Breeze - 30 (OBR) 	Moonlight Silver - 31 (MOS) 	Rosewood Red - 32 (ROR) 		

Digital: Not all screens are calibrated the same, and therefore, colors will appear differently between screens.
Physical: When texture is involved, there will be variations in color, character and tone within a product series and between product families.
Gun Metal: No Gun Metal finish is alike. It combines a mixture of transparent and black color particles which ensures a highly individual effect and no luminaire being identical.
Champagne Cream, Copper Mine, Ancient Bronze + Jazz Gold: These finishes have slight fading from specific powder coating production. Each luminaire will slightly vary.



LEGEND

	floor-mounted		pivotal		special LED (upon request) RGB, RGBW, tunable, gold+, meat+, art+, fashion+
	wall and ceiling: recessed and surface mounted		rotating		warm dim / natural dimming LED
	ceiling-mounted and wall-mounted		illuminate tilted		rechargeable battery powered
	wall-mounted		color of suspension cable		fixture with natural vivid LED (upon request)
	omni-directional light distribution		length of suspension cable		color rendering index
	direct light distribution		reflector degree selection		color temperature
	direct/indirect light distribution		super spot		lumen (luminous flux)
	indirect light distribution		lens		efficacy (lumens per watt)
	asymmetric light distribution		lens pack		Unified Glare Rating (UGR) range from 5-40
	aura light distribution		shine ring		marine grade (AISI 316 stainless steel)
	round wall or ceiling cut-out		integrated shine ring with diffuser		walk on
	square wall or ceiling cut-out		free individual colors 01-29		drive on
	the supplied jig specifies the cutout dimensions		individual colors: 00 (free of charge), 01-25 (extra charge)		Dark Sky Compliance
	minimum distance (meters) lamp - object		luminaire part to be colored (F1)		Americans with Disabilities Act (less than 4" off the wall located between 27"-84" from floor)
	recessed depth		luminaire part to be colored (F2)		lamp protected against explosion
	ceiling thickness in mm		luminaire part to be colored (F3)		blown glass using traditional methods by master glass blower
	ceiling thickness selection		luminaire part to be colored (F4)		acoustic material
	dimmable DP (phase), DV (0-10V), DD (dali), DS (step-dim)		luminaire part to be colored (F5)		protection class I, protection insulation
	included or excluded LED driver/transformer/control gear		color of 3-circuit adaptor		protection class II, protection insulation
	separately switchable		indirect diffuser		ETL Certified to UL and CSA Standards
	sensor		direct diffuser		UL Certified to UL and CSA Standards
	remote control		ball-proof (upon request)		CSA Certified to UL and CSA Standards
	available upon request		accessory		Certified for North American Standards

IP RATING

	protected against ingress of solid bodies greater than 12.5mm (finger)
	protected against ingress of solid bodies greater than 2.5mm protected against sprays of water up to 60 degrees from the vertical (rain)
	protected against ingress of solid bodies greater than 1mm (wire) no protection against the ingress of moisture
	protected against ingress of solid bodies greater than 1mm (wire) protected against sprays of water up to 60 degrees from the vertical (rain)
	protected against ingress of solid bodies greater than 1mm (wire) protected against water splashed from all directions
	protected against limited ingress of dust (wet rooms/covered outdoor areas) protected against water splashed from all directions
	protected against ingress of dust protected against jets of water
	protected against ingress of dust protected against powerful jets of water or heavy seas
	protected against ingress of dust protected against immersion of water between 15cm - 1m for 30 minutes
	protected against ingress of dust protected against immersion of water under pressure for long periods

IK RATING

	protected against 0.14 joules impact (equivalent to 0.25kg mass dropped from 56mm above the surface)
	protected against 0.2 joules impact (equivalent to 0.25kg mass dropped from 80mm above the surface)
	protected against 0.35 joules impact (equivalent to 0.25kg mass dropped from 140mm above the surface)
	protected against 0.5 joules impact (equivalent to 0.25kg mass dropped from 200mm above the surface)
	protected against 0.7 joules impact (equivalent to 0.25kg mass dropped from 280mm above the surface)
	protected against 1 joules impact (equivalent to 0.25kg mass dropped from 400mm above the surface)
	protected against 2 joules impact (equivalent to 0.5kg mass dropped from 400mm above the surface)
	protected against 5 joules impact (equivalent to 1.7kg mass dropped from 300mm above the surface)
	protected against 10 joules impact (equivalent to 5.0kg mass dropped from 200mm above the surface)
	protected against 20 joules impact (equivalent to 5.0kg mass dropped from 400mm above the surface)